


# CP605

## CPU-Power based on Intel® Pentium® 4



**Run fast**

**Act flexible**

**Stay slim**

## CompactPCI

- **Ensure** success in designing your application, the Intel® Pentium® 4 offers highest performance and data throughput
- **Eliminate** risks in your connectivity, PICMG 2.16 support, three Ethernet, five USB channels provide a future proof investment
- **Optimize** system requirements, the 4HP design allows space-minimized solutions

Intel®  
Communications  
Alliance  
Associate Member  
SILVER

# Impossible requirements?

## Don't change the requirements...

### Meeting the customer's requirements regarding time-to-market is one of the basic risks in almost all product development projects.

#### Impossible Requirements?

Managing a project is about managing demanding, widely different customers' requirements and turning them into one stable future-proof solution.

This already seems to be a fairly hard job, even more as project development is usually jeopardized by various risks: the risk of not launching your product on the market fast enough; the risk of delivering a product that is not good enough; the risk of not meeting all core requirements. And the risk being forced to change your application with high investment due to increased market demands.

#### Run Fast

The combination of Intel®'s latest processor, the Pentium® 4 with the 845GV chipset delivers outstanding performance allowing you to set the pace for innovative

applications today by offering enough headroom for the emerging next generation requirements. While minimizing deployment risks by providing a broad range of software support the CP605 eases the process of product integration and maximizes your competitive advantage to meet your time-to-market window.

#### Act Flexible

Because of the flexible board design the CP605 can be equipped with both processor types - the mobile and desktop variants of the Pentium® 4.

Due to this design compatibility the CP605 offers unique flexibility to match to an innumerable range of different application requirements. Without compromising on the latest processor performance, the CP605 enables optimized solutions for cost sensitive applications, as well as for demanding requirements, where power consumption and higher temperature environments can't be disregarded.

Connectivity based on high sophisticated communication technology is the key aspect for being competitive in a wide range of networking applications. By providing five


high-speed USB 2.0 channels, three Ethernet interfaces (two even as Gigabit Ethernet) and up to four serial ports the CP605 supports comprehensive connectivity features. Furthermore, operating in a PICMG 2.16-compliant system the CP605 ensures the flexibility to open your design for future extensions.

#### Stay Slim

Investing in a new project is always costly, whether it's time or money. Extending the lifetime of an application to the possible maximum is therefore a critical issue to save the development investments.

Delivering a stable product based on Intel®'s embedded product line the CP605 ensures long term availability and eliminating your risk of redesigning your application.

The ever-growing market demands call for an open, high performance, expandable platform - meet the challenge, stay slim, act fast and flexible.



## Specifications

### ... find the matching product

#### Processor

Intel® Pentium® 4, 478-pin package FC-PGA  
 Mobile Pentium® 4 Processor-M 1.7 GHz and 2.2 GHz for high performance  
 Mobile Pentium® 4 Processor-M 1.2 GHz for extended temperature range  
 512 KB full speed L2 on-die cache  
 400 MHz processor side bus  
 Passive heat sink for processor, forced air cooling required in the chassis

#### Memory

- 400MHz processor side bus, Intel® 845GV GMCH
- 512MB up to 1GB soldered PC266 DDR SDRAM (no ECC)
- Max. memory up to 2 GB via DDR SODIMM modules on 200-pin socket (no ECC)
- 8 Mbit Firmware Hub (FWH) for BIOS
- 8 Mbit Firmware Hub for general purpose
- Optional CompactFlash module
- 2x 256 Byte EEPROM for CMOS data storing (no battery operation)
- 2x 256 Byte EEPROM for user purpose

#### I/O

- Four 16C550 compatible UARTs (COM1-4)
- Keyboard on rear and onboard connector and mouse interface on rear
- Floppy disk controller on rear
- Parallel port ECP/EPP compatible, on rear
- Five USB interfaces, two front, two rear and one onboard connector for internal devices
- Two 10/100/1000 MB/s Gigabit Ethernet ports via Intel 82540EM, routed to front or to PICMG 2.16 rear pins.
- One 10BASE-T/100BASE-TX Fast Ethernet port integrated in the ICH 4 controller (82559 style).
- VGA Video Controller integrated in 845G, resolution up to 2048 x 1536 x 60Hz x 8bit, shared memory up to 64MB

#### PMC slot

32bit / 33MHz interface, 5V (3.3V on request), rear I/O Pn3 to J5

#### Front Panel Functions

COM1: 9-pin D-Sub (RS232, RS422, RS485)  
 either COM2: 9-pin D-Sub (RS232, RS422, RS485)  
 or VGA: 15-pin D-Sub SVGA connector  
 Ethernet: 3x RJ-45  
 USB: 2x 4-pin connectors  
 PMC: opening for PMC front panel  
 LEDs: three times LAN activity and speed, one blue control LED for hot swap, two green LEDs for temperature status and general purpose  
 Reset: Reset button, guarded  
 Micro switch: for hot swap

#### On-board Interfaces

- Two IDE connectors supporting Ultra DMA one 40pin/2.54mm and one 44 pin/2mm for onboard 2.5 HDD or Flash module
- CompactFlash type II socket
- 22-pin connector with all LPC signals
- USB connector
- PS/2 keyboard connector
- Memory extension connector
- PMC interface

#### CompactPCI Bus Interface

PICMG 2.0 Rev. 3.0 compatible, 5V signaling  
 32 or 64-bit/33 MHz, REQ/GNT for 7 slots  
 Operating in system slot as system master and in peripheral slot in PCI passive mode (no communication to CompactPCI bus).

#### Supervisory Functions, Clock/Calendar

Watchdog, software configurable, 125 msec to 256 sec generates IRQ, NMI or hardware reset  
 Hardware monitor LM81 for thermal control, fan speed and all onboard voltages, Processor temperature monitoring MAX1617 (on-die and board)  
 RTC and CMOS RAM with backup, battery replaceable

#### Rear I/O via J3/(J4)/J5

J3: One EIDE or optional PICMG 2.16, floppy, COM2, keyboard, mouse, USB  
 J4: Parallel port, GPIO, IPMI fan control signals  
 J5: VGA-CRT, two Ethernet channels without LEDs, USB, COM1, COM3 and COM4 (TTL signals), control signals, PMC rear I/O

#### Network Security Function (optional)

Hifn 7951 Network Security Processor supporting:  
 major security protocols including IPSec, PPTP, L2TP, PPP, IKE  
 - encryption (DES, triple-DES, RC4 )  
 - authentication (SHA-1 and MD5)  
 - compression (LZS and MPPC)

#### IPMI (optional)

Onboard independent IPMI V1.5 compliant baseboard management controller (BMC) with Zircon LT controlling all onboard voltages, processor temperature and external fans if connected to the rear I/O interface.

#### Compliance

CompactPCI Core Specification PICMG 2.0 Rev. 3.0  
 CompactPCI Hot Swap Specification PICMG 2.1 R2.0  
 CompactPCI System Management PICMG 2.9 R1.0  
 CompactPCI Packet Switching Backplane PICMG 2.16 R1.0

#### General

Dimensions: 233 x 160 x 20.5 mm, 6U, 4HP  
 Weight: 533g  
 MTBF: 119,743h according Telcordia SR-232 Issue 1 @ 30 °C

#### Software Support

Phoenix BIOS with POST codes, serial port remote control with CMOS setup access, BIOS parameters saved in EEPROM, diskless, keyboardless, videless operation LAN boot support.  
 Board identification number accessible via EEPROM  
 Support for Windows® 2000/XP/XP Embedded, Linux®, VxWorks®

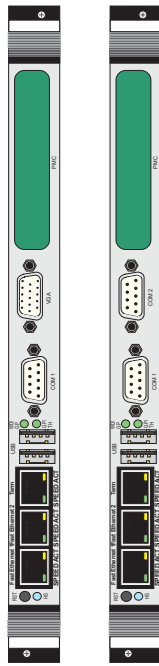
#### Power Consumption

|      | 2.2 GHz Mobile | 1.7 GHz Mobile |
|------|----------------|----------------|
| 5V   | 25-30 W        | 15-25 W        |
| 3.3V | 8-12 W         | 8-12 W         |
| 12V  | 1.5 W          | 1.5 W          |

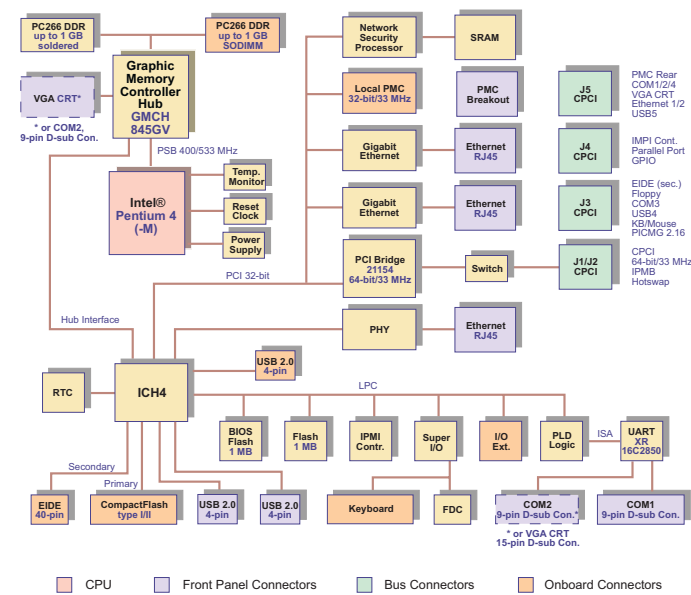
#### Environmental

Operating temp.: 0 °C to +60 °C standard  
 -25 °C to +75 °C E1 (optional)  
 Storage temp.: -55 °C to +85 °C  
 Climatic Humidity: non condensing 93% at 40 C (acc. to IEC 60068-2-78)  
 Altitude: 50,000 ft. (15,240 m)

# Frontpanel



# Functional Block Diagram



NOTE:- a choice of either a VGA CRT connector or a 2nd COM port is available for the Front Panel

# Ordering Information

| Product                   | Description                                                                                              | Order No. |
|---------------------------|----------------------------------------------------------------------------------------------------------|-----------|
| CP605 <sup>1)</sup>       | System Master, socket for Pentium® 4 / Mobile Pentium® 4-M, 512 MB DDR memory soldered                   | 26945     |
| CP605 <sup>1)</sup>       | System Master, socket for Pentium® 4 / Mobile Pentium® 4-M, 512 MB DDR memory soldered, PICMG 2.16       | 26946     |
| CP605 <sup>1)</sup>       | System Master, socket for Pentium® 4 / Mobile Pentium® 4-M, 1024 MB DDR memory soldered                  | 27121     |
| CP605 <sup>1)</sup>       | System Master, socket for Pentium® 4 / Mobile Pentium® 4-M, 1024 MB DDR memory soldered, PICMG2.16, IPMI | 26947     |
| PENTIUM4-M-1.7G-P4        | Mobile Intel® Pentium® 4 Processor-M Processor 1.7 GHz (478-pin FCPGA-package)                           | 25216     |
| PENTIUM4-M-2.2G-P4        | Mobile Intel® Pentium® 4 Processor-M Processor 2.2 GHz (478-pin FCPGA-package)                           | 26005     |
| CP605-FP4-COM2            | 4HP Frontpanel with option COM2                                                                          | 25211     |
| CP605-FP4-VGA             | 4HP Frontpanel with option VGA/CRT                                                                       | 25212     |
| CP605-RIO                 | Assembly of connectors J3, J4, J5 and rear I/O configuration, for CP605 <b>without</b> PICMG2.16         | 26971     |
| CP605-RIO-NOJ4            | Assembly of connectors J3, J5 and rear I/O configuration, no J4, for CP605 <b>without</b> PICMG2.16      | 26972     |
| CP605-RIO216              | Assembly of connectors J3, J4, J5 and rear I/O configuration, for CP605 <b>with</b> PICMG2.16            | 26961     |
| CP605-RIO216-NOJ4         | Assembly of connectors J3, J5 and rear I/O configuration, no J4, for CP605 <b>with</b> PICMG2.16         | 26962     |
| CP605-MK2.5 <sup>1)</sup> | Mounting kit for 2.5 hard disk or ATA flash onboard, mounting within 4HP                                 | 25215     |
| SODIMM-DDR-512            | 512 MB SODIMM-DDR running with 266 MHz                                                                   | 27488     |
| SODIMM-DDR-1024           | 1024 MB SODIMM-DDR running with 266 MHz                                                                  | 27490     |
| CP-RIO6-05                | 4HP Rear I/O Module for CP605, 3x Eth (1xFastE, 2xGigE), 4xCOM RS232                                     | 26801     |
| CP-RIO6-05                | 4HP Rear I/O Module for CP605, 1x Eth (1xFastE, PICMG 2.16), 4x COM RS232                                | 26802     |
| KIT-CP605                 | Drivers, Windows® 2000/XP setup utilities, user's manual in PDF format on CD                             | 25218     |
| VXW-BSP-CP605             | VxWorks® 5.5 Board Support Package for use with Tornado 2.2                                              | 25278     |
| LIN-BSP-CP605             | Linux Board Support Package for use with RedHat or SUSE distribution                                     | 25959     |

**Note:** 1) for mounting an onboard 2.5" hard drive the CP605-MK2.5 must be ordered in conjunction with the CP605 (the CP605-MK2.5 can't be ordered separately), with CP605-MK2.5 the PMC-socket can't be used

**please ask for order numbers for other configuration combinations regarding memory, IPMI or extended temperature range E1 (-25 °C to +75 °C)**

## Corporate Offices

US/ Canada  
6260 Sequence Drive  
San Diego, CA 92121-4371  
Tel.: +1 858 677 0877  
Fax: +1 858 677 0898  
sales@us.kontron.com

Europe, Middle East and Africa  
Oskar-von-Miller-Str a 1  
85386 Eching/Munich Germany  
Tel.: +49 8165 77 0  
Fax: +49 8165 77 219  
sales@kontron.com

Asia Pacific  
2F, No. 2, Lane 50, Nankang Rd., Sec.3  
Nankang District, Taipei, Taiwan  
Tel.: +886 2 2782 0201  
Fax: +886 2 2782 7486  
sales@kontron.com.tw

Kontron Modular Computers GmbH  
Sudetenstr. 7  
D-87600 Kaufbeuren  
Tel.: +49 8341 803 0  
Fax: +49 8341 803 499  
sales@kontron.com  
www.kontron-modular.com  
www.kontron.com

Our worldwide sales representatives and partners can be found on our websites.